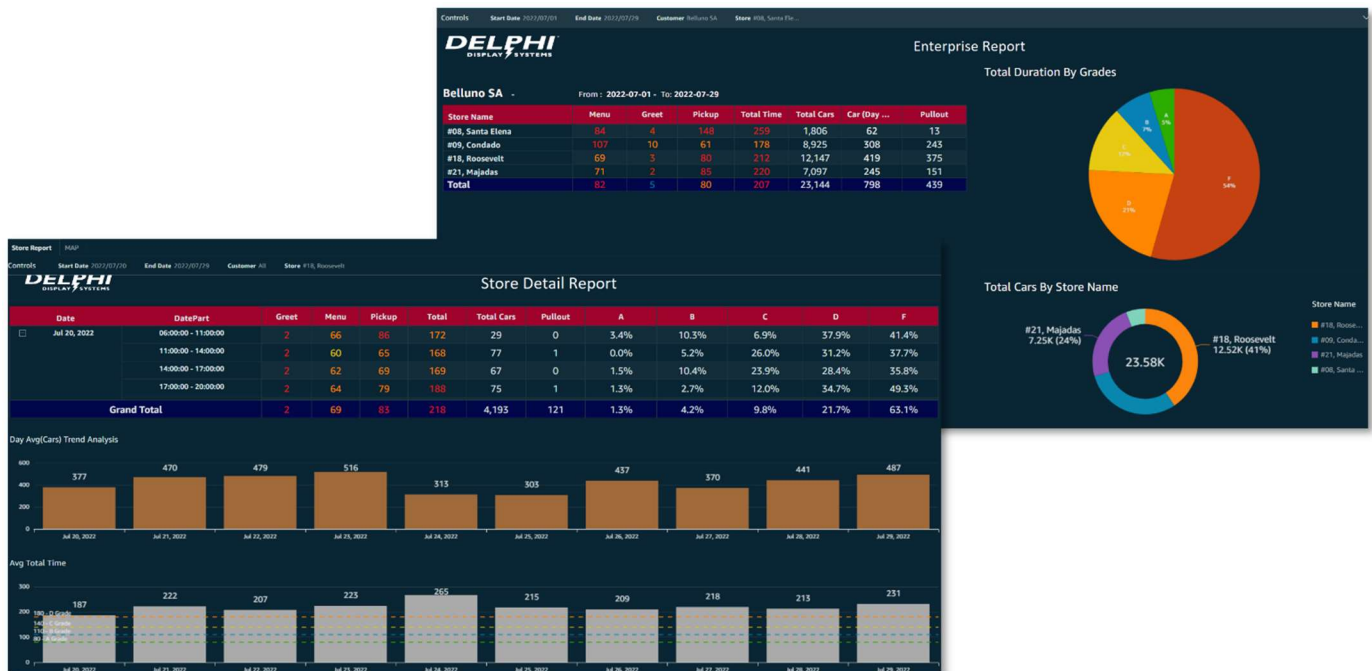


New Product Preview

Track.BI™

Enterprise Business Intelligence Dashboard



Document: NPP-TRACKBI, Rev. A Effective Date: August 1, 2022

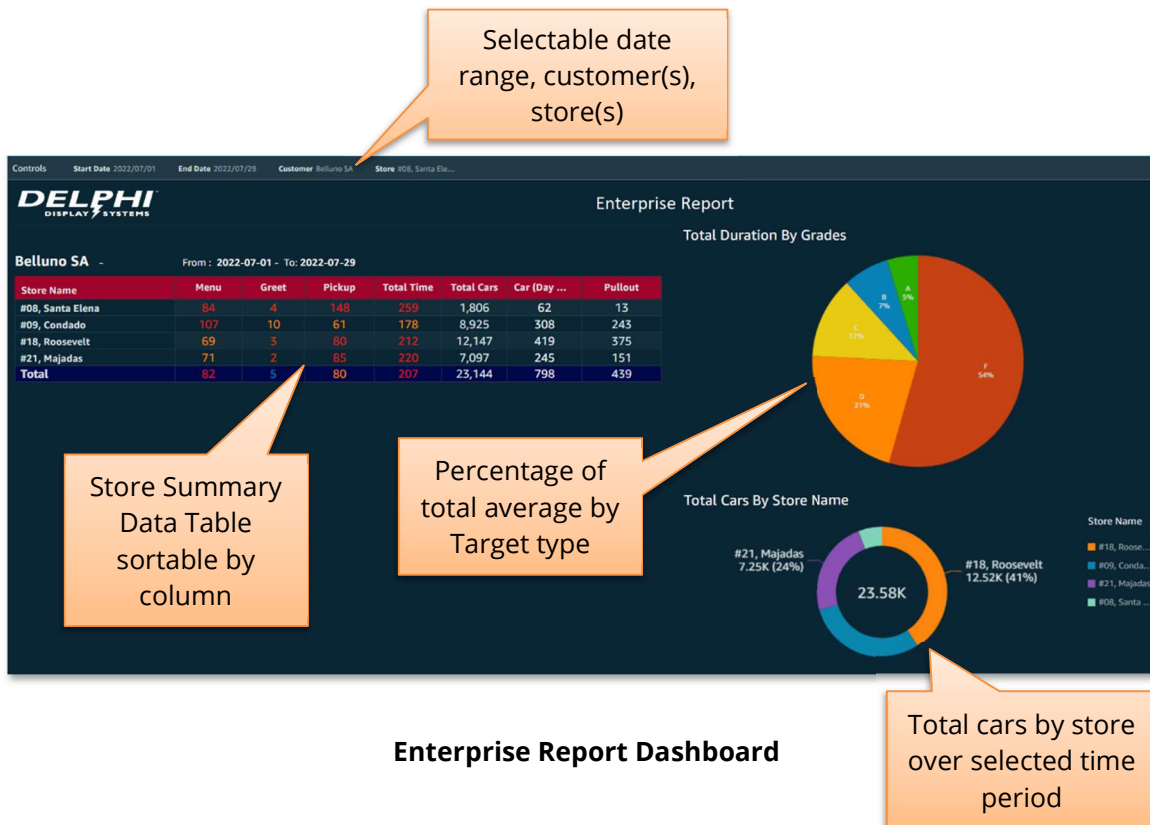
Do not copy or distribute without written permission. Unpublished Work © 2022 Delphi Display Systems, Inc. All rights reserved.
Printed copies are Uncontrolled unless clearly marked as a Controlled document. User is responsible for verifying document is the current revision.

1 Introduction

Delphi is launching a new enterprise Business Intelligence dashboard solution for our customers that have Delphi's Insight Track® system installed. The dashboard allows the customer to view summary store data across the entire enterprise and provides drill down capability for each store to view detailed timing metrics by event and by daypart. The system integrates seamlessly with Delphi's Insight Track® drive thru timing system.

2 Key Features – Enterprise Report Dashboard

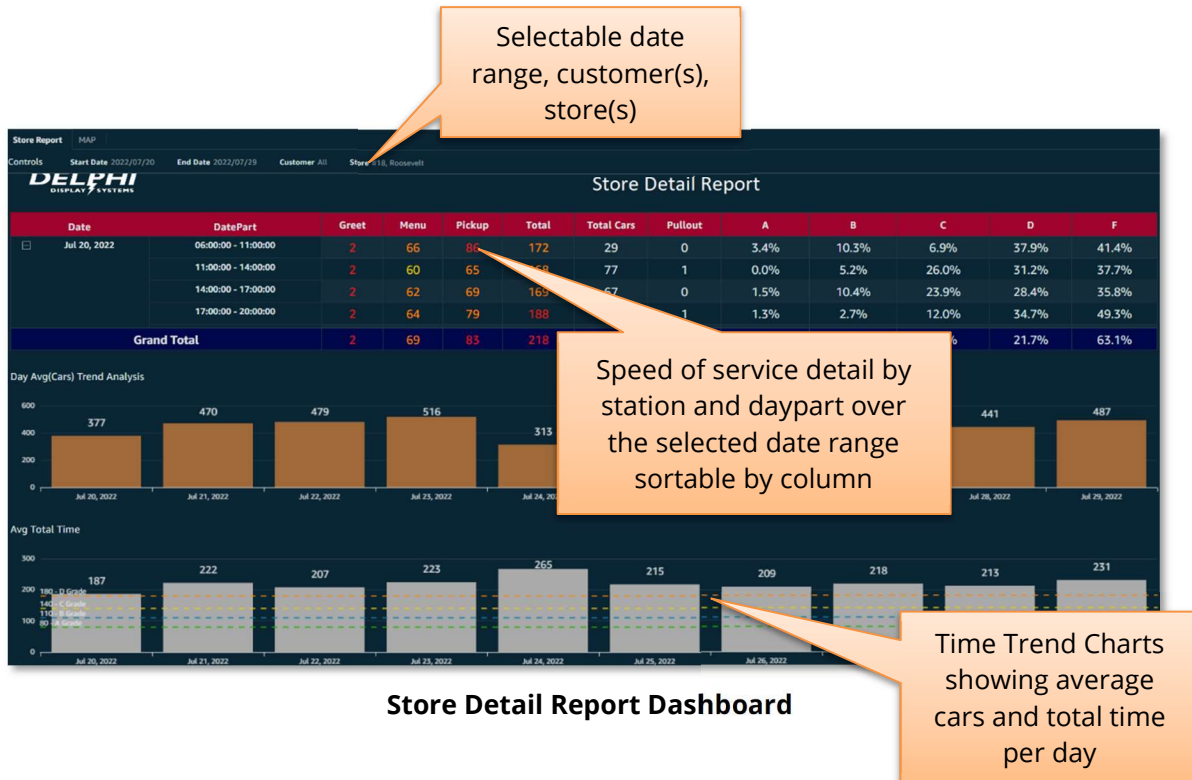
- Limited access to store groups based on defined user access.
- Customizable by date range, customer, stores, etc.
- Interactive store list can be sorted by any column by clicking on the table header.
- Charts provide total percentage of stores in the group organized by time targets (A – F) and total cars by store for the time period selected.
- Drill down capability on store name launches the Store Data dashboard to provide low level data metrics by daypart, hour, etc.
- Automatic email Daily Reports.



Document: NPP-TRACKBI, Rev. A

3 Key Features – Store Detail Report Dashboard

- Limited access to store groups based on defined user access.
- Customizable by date range, customer, stores, etc.
- Detailed store speed of service metrics by date range, daypart including Station times, total cars, pullouts and A-F grading by percentage of total time by daypart and Grand Total averages across all selected stores.
- Scrollable table data allows key data to be displayed on one page.
- Trend charts provide Daily Average Cars and Average Total Time per day for all stores included in the report.
- Automatic email Daily Reports.



4 System Requirements

- Track® 2.0 or higher system installed with internet access. If you are unsure as to the version of Track that you have installed, please contact us per the information below and we will confirm your system configuration.
- Web browser with internet access (Chrome, Firefox, Edge)
- TrackBI™ Subscription

5 Additional Information

Contact us for additional information at sales@delphidisplay.com or 800-456-0060.